

Preparation




- Confidence
- Clear, fluent, meaningful speech
- Not to exceed time for presentation



Preparation




- Imagine audience
- Loud enough, clear, natural
- Pay attention – speech speed
- Relax
- Emphasize important content
- When you get stuck – stay silent?
- Contact



Recording



- Quiet, bright room
- Better smaller than larger



Recording



- Camera placement:
 - In front of the light source
 - At eye level
- Picture framing check:
 - Positioning
 - Clearness




Recording



- Camera placement:
 - In front of the light source
 - At eye level
- Picture framing check:
 - Positioning (centre)
 - Clearness



<https://fstoppers.com/diy/30-diy-tripod-laptop-stand-3125>



<https://www.amazon.co.uk/AIRUIHE-Adjustable-Gooseneck-Projector-Detachable/dp/B088CMZZLR>

Recording



- Test speaker
- Voice - loud, clear enough
- Speech - understandable



<https://www.amazon.com/Tascam-DR-05-Version-Portable-accessory/dp/B01EGPJ67C>

Recording (EAP videos)



- Room
- Camera
- Handheld audio recorder
- Support text
- Computer mouse
- Recorded three times

Editing



- Adobe Premiere Pro
- Incorporate presentations into the video



Thank you 😊
